



District Report Card: 2017


State: Telangana	District: Vikarabad
Class: 3	Subject: Language
Schools: 60	Students: 875


Participation/Coverage


Students

GENDER 	Boys		Girls	
	Number	%	Number	%
	433	49.49	442	50.51

AREA 	Rural		Urban	
	Number	%	Number	%
	771	88.11	104	11.89

CATEGORY 	SC		ST		OBC		GEN	
	Number	%	Number	%	Number	%	Number	%
	211	24.11	86	9.83	521	59.54	57	6.51

CWSN 	LD	VI	HI	S&LD	ID	Oth
	0	1	0	5	1	2

Management 	Government		Government-aided	
	Number	%	Number	%
	823	94.06	52	5.94

Average Performance of Students in Language (%)

Overall	Gender		Area		Management		Social Group			
	Male	Female	Rural	Urban	Govt.	Aided	SC	ST	OBC	GEN
68.11	66.79	69.41	68.66	64.04	69.39	47.95	68.25	66.28	67.60	75.09

Performance on Learning Outcomes (LOs)

Learning Outcomes	Description	Average Performance(%)
L304	Reads small texts with comprehension i.e., identifies main ideas, details, sequence and draws conclusions	67.28
L312	Reads printed scripts on the classroom walls: poems, posters, charts etc.	69.78

Range of Performance of Students who Answered Correctly							
Below 30%		30% - 50%		50% - 75%		Above 75%	
Number	%	Number	%	Number	%	Number	%
59	6.74	163	18.63	268	30.63	385	44.00

Lowest Performing Learning Outcomes (LOs)

- 1 - Reads small texts with comprehension i.e., identifies main ideas, details, sequence and draws conclusions (67.28)
- 2 - Reads printed scripts on the classroom walls: poems, posters, charts etc. (69.78)